

# WÖHR BIKE SAFE

AUTOMATIC, SAFE AND FAST.





## COMPACT. SMART. TRENDSETTING.

More and more people are discovering bicycles and pedelecs as a fast and environmentally friendly complement to cars, buses and trains. WÖHR has developed the Bikesafe so that bicycles can be parked in a space-saving manner, while being protected from weather, theft and vandalism. Whether railway station, campus, or factory premises: The innovative, fully automatic Bikesafe offers space for 122 bicycles and more, and only takes up as much floor space as a double carport. In addition, a WÖHR Bikesafe makes an architectural statement. Facades with lamination, glass, corten steel, greening or even photovoltaic modules – every WÖHR Bikesafe is unique and planned according to your wishes.



## THE PARKING CONCEPT FOR THE MOBILITY TURNAROUND.

Bicycling is healthy, climate-friendly, and is increasingly being promoted by the public sector. The »National Cycling Plan 3.0«, which was adopted in April 2021, aims to make Germany a country of cyclists by 2030, reducing the output of CO<sub>2</sub> by three to four million tonnes annually\*. Due to investments in cycle expressways, more cycle lanes in cities and public e-bike charging stations, cycling is becoming increasingly attractive. Now only the parking problem has to be solved, because more cycling traffic also means that more parking space is required. The WÖHR Bikesafe meets the requirements of our times: Parking space in a small area with a contemporary operating concept for permanent and public parkers.

\* Base value 2017




## EVEN MORE PROFITABLE THANKS TO SUBSIDIES

By 2023, the federal government of Germany wants to invest almost 1.5 billion euros in bicycle traffic. The federal, state and local governments are already providing subsidies, facilitated building permits, and tax benefits as part of numerous support programmes. Funding is available, for example, from the Federal Ministry for the Environment, Nature Conservation and Nuclear Safety, the National Climate Protection Programme, loans from the Development Loan Corporation, state and municipal climate protection initiatives, and other infrastructure funding programmes. The construction of a WÖHR Bikesafe is also eligible for funding in many cases. The best way to obtain information is to contact the federal, state or local authorities and district associations, your local bank, or energy suppliers. We will be happy to give you tips on possible contact points.

## SUITABLE FOR ALMOST ALL TYPES AND SIZES OF BICYCLES

The more demanding the transport task a bicycle has to solve, the higher the space requirement. The WÖHR Bikesafe, for example, already considers the trend towards larger and heavier e-bikes. Bikes with handlebar widths up to 83 cm can be stored as well as bikes with baskets, bike bags and child seats. Currently, bikes with trailers or cargo bikes cannot be stored as standard, but WÖHR is already working on solutions here. Please contact us if you have any questions.



A	Bicycle length	min. 150 cm / max. 200 cm
B	Handlebar width	max. 76 cm or 83 cm max.
C	Bicycle height	120 cm and 140 cm*
D	Wheel diameter	min. 24" / max. 29"
E	Wheel width	min. 2.2 cm / max. 8 cm

### Max. weight 30 kg

\*Two different heights per system.  
Attachments such as child seats must not exceed the maximum permissible height.

## SPECIFICATIONS

- Very small footprint
- Different variants with up to 200 parking spaces in one system
- Possible as tower, shaft and tower-shaft variant
- Up to 8 parking levels
- For all common bicycle models up to 30 kg, also e-bikes
- Storage of child seats, bike bags and bicycle baskets possible
- Fast access times: in approx. 16 seconds on average, the bike is ready for retrieval in the transfer area
- Multiple transfer areas possible
- Lockers with charging sockets for e-bike batteries
- Intuitive and simple operation
- Light barriers in the transfer area for checking the bicycle dimensions
- Protected from vandalism and theft
- Individual facade design
- Low foundation requirements
- No complex lighting and ventilation
- Low maintenance requirements
- Remote diagnosis system
- Pursues the idea of »Green Parking« – sustainability in parking

## SUPPORT FOR ON-SITE REQUIREMENTS

We will be happy to advise you on what needs to be taken into account on site before setting up a WÖHR Bikesafe. This includes the usual approval procedures and compliance with local building, traffic, fire protection or environmental regulations. We are also happy to support you in issues such as energy supply, access routes and more, if required.

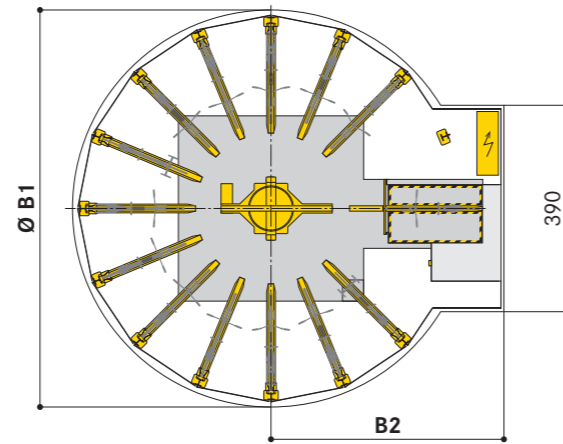
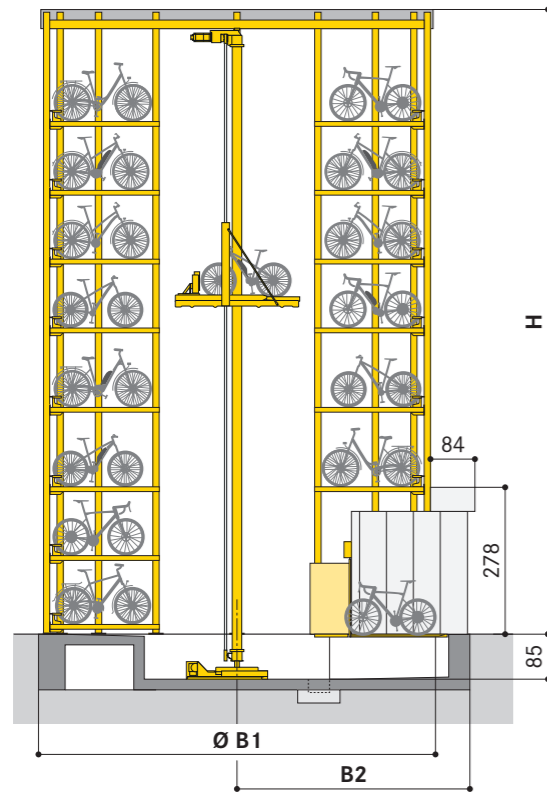
## DIVERSE DESIGN VARIANTS

A WÖHR Bikesafe is available as tower or shaft version, with storage space partially sunk into the ground. A Bikesafe with eight above-ground levels for 122 bicycles can be built on a floor area of just approx. 50 m<sup>2</sup>. One transfer area is provided as standard for each Bikesafe, but a second transfer area can easily be integrated for fast storage and retrieval during peak times. Even solutions such as two Bikesafes behind an integrated facade are also feasible, as is the addition of lockers, battery charging stations, air compressor and repair station, or other services.



# DESIGN VARIANTS

## Bikesafe 885 Tower



### Diameter for different handlebar widths:

	Handlebar width max. 76 cm		Handlebar width max. 83 cm	
	Ø B1	B2	Ø B1	B2
a)	750	400	780	415
b)	860	455	900	475
c)	960	505	1020	535

### 4 levels

	Parking spaces per level	Parking spaces in total	Height (H)
a)	16	58	630
b)	20	74	630
c)	24	90	630

### 5 levels

	Parking spaces per level	Parking spaces in total	Height (H)
a)	16	74	770
b)	20	94	770
c)	24	114	770

### 6 levels

	Parking spaces per level	Parking spaces in total	Height (H)
a)	16	90	905
b)	20	114	905
c)	24	138	905

### 7 levels

	Parking spaces per level	Parking spaces in total	Height (H)
a)	16	106	1045
b)	20	134	1045
c)	24	162	1045

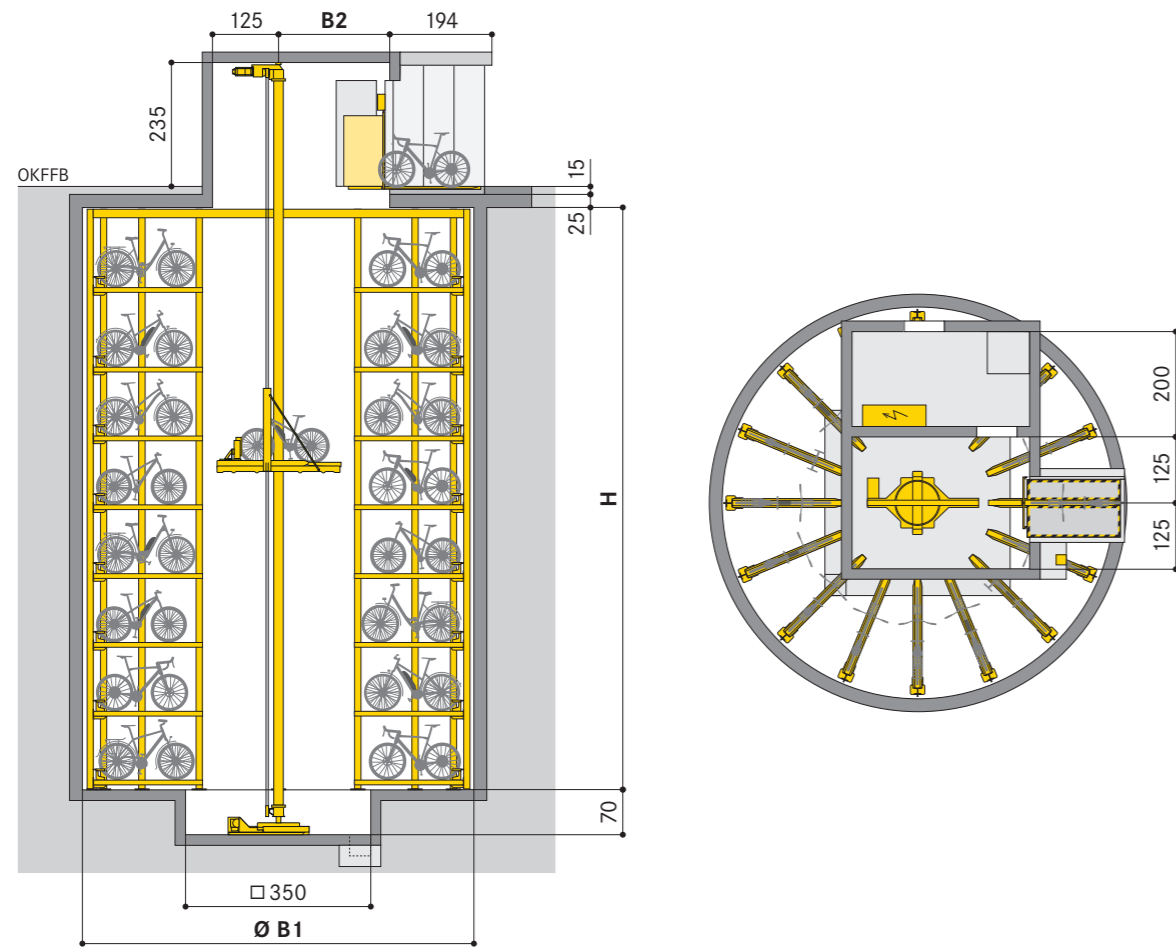
### 8 levels

	Parking spaces per level	Parking spaces in total	Height (H)
a)	16	122	1180
b)	20	154	1180
c)	24	186	1180

All dimensions in cm.

# DESIGN VARIANTS

## Bikesafe 885 Shaft



Diameter for different handlebar widths:

	Handlebar width max. 76 cm		Handlebar width max. 83 cm	
	Ø B1	B2	Ø B1	B2
a)	<b>740</b>	211	<b>770</b>	226
b)	<b>850</b>	266	<b>890</b>	286
c)	<b>950</b>	316	<b>1010</b>	346

### 4 levels

	Parking spaces per level	Parking spaces in total	Height (H)
a)	16	64	560
b)	20	80	560
c)	24	96	560

### 5 levels

	Parking spaces per level	Parking spaces in total	Height (H)
a)	16	80	690
b)	20	100	690
c)	24	120	690

### 6 levels

	Parking spaces per level	Parking spaces in total	Height (H)
a)	16	96	820
b)	20	120	820
c)	24	144	820

### 7 levels

	Parking spaces per level	Parking spaces in total	Height (H)
a)	16	112	970
b)	20	140	970
c)	24	168	970

### 8 levels

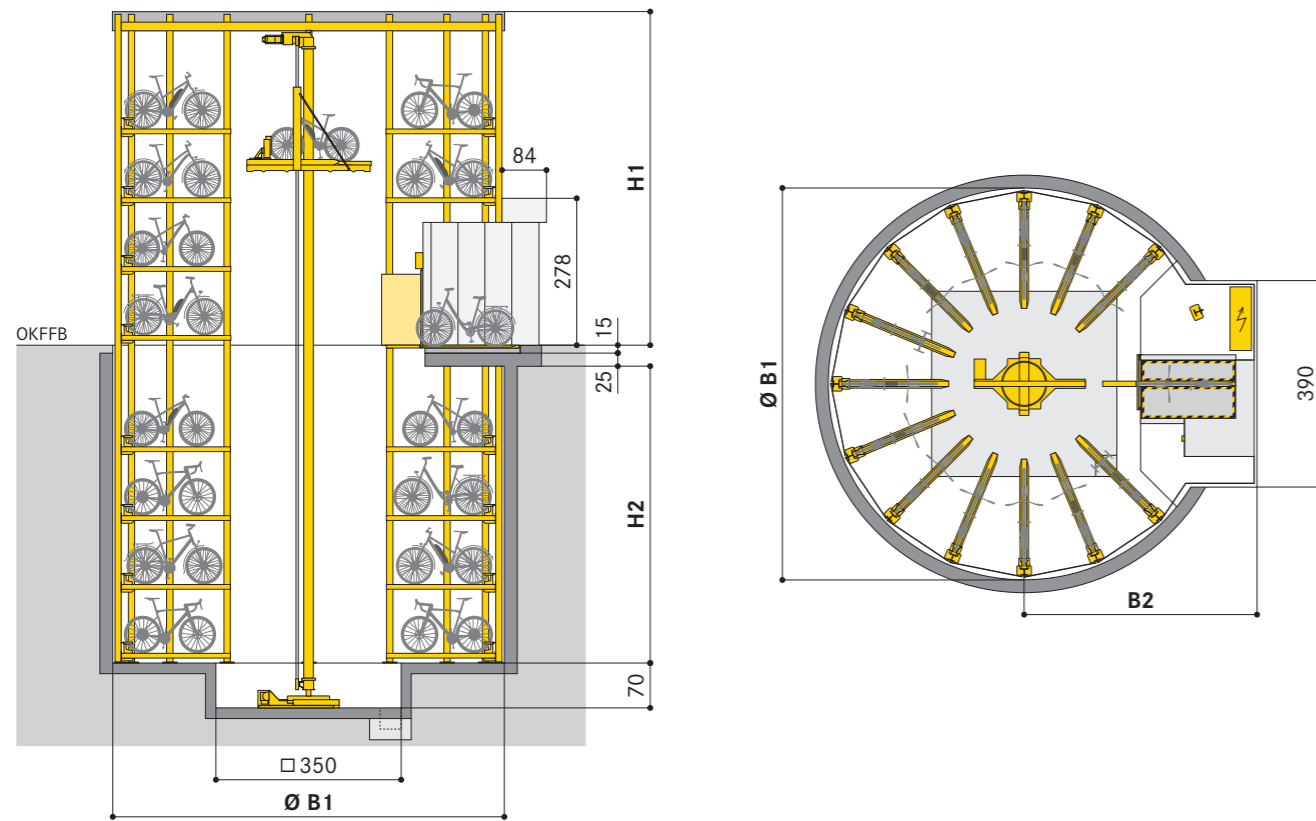
	Parking spaces per level	Parking spaces in total	Height (H)
a)	16	128	1100
b)	20	160	1100
c)	24	192	1100

All dimensions in cm.



# DESIGN VARIANTS

## Bikesafe 885 Tower-Shaft



Diameter for different handlebar widths:

	Handlebar width max. 76 cm		Handlebar width max. 83 cm	
	Ø B1	B2	Ø B1	B2
a)	<b>740</b>	440	<b>770</b>	455
b)	<b>850</b>	495	<b>890</b>	515
c)	<b>950</b>	545	<b>1010</b>	575

2 overground levels / 6 underground levels

	Parking spaces per level	Parking spaces in total	Height (H)	
			H1	H2
a)	16	122	400	825
b)	20	154	400	825
c)	24	186	400	825

3 overground levels / 2 underground levels

	Parking spaces per level	Parking spaces in total	Height (H)	
			H1	H2
a)	16	74	540	300
b)	20	94	540	300
c)	24	114	540	300

4 overground levels / 4 underground levels

	Parking spaces per level	Parking spaces in total	Height (H)	
			H1	H2
a)	16	122	630	565
b)	20	154	630	565
c)	24	186	630	565

5 overground levels / 3 underground levels

	Parking spaces per level	Parking spaces in total	Height (H)	
			H1	H2
a)	16	122	770	430
b)	20	154	770	430
c)	24	186	770	430

6 overground levels / 2 underground levels

	Parking spaces per level	Parking spaces in total	Height (H)	
			H1	H2
a)	16	122	910	300
b)	20	154	910	300
c)	24	186	910	300

All dimensions in cm.

# OPERATION

## Storage in only approx. 16 seconds



**1** Push your bike with the handlebar facing forward onto the wheel rail in the transfer area.



**2** ⚠️ Make sure that there are no loose objects on the bicycle. These must not be stored!



**3** Log in with your operating medium and hold your bike while the door opens.



**4** Push the bicycle through the slightly opened door up to the wheel stop.



**5** Leave the foot mat and confirm with your operating medium:

- that all loose objects have been removed and
- that the storage process can be started




**6** The door opens completely and your bike is pulled in. Once the entrance door is completely closed, you leave the transfer area.

⚠️ Do not leave any objects behind.

## The removal of your bike is very simple



**1** Hold the operating medium against the reading field. The bicycle is now automatically removed from storage.

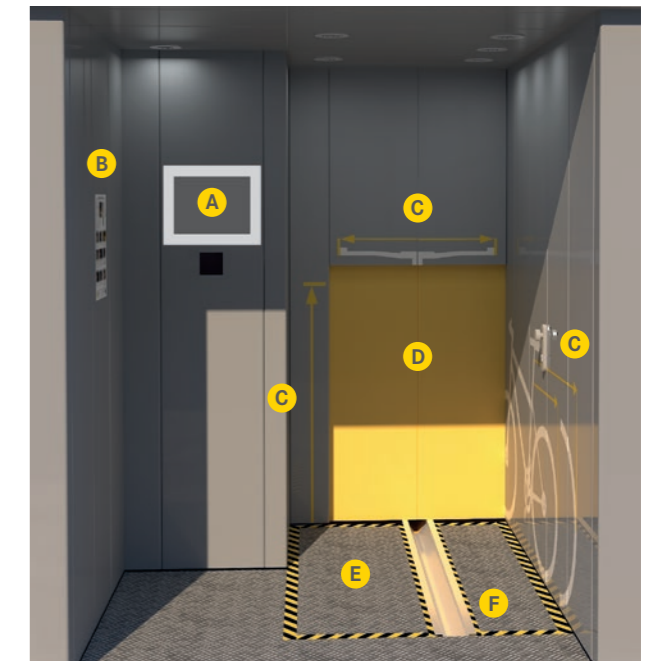


**2** Do not step on the foot mat during the removal process, otherwise removal will be interrupted.



**3** As soon as the message »Please remove bicycle« appears on the monitor, pull your bicycle out of the wheel rail and quickly leave the transfer area.


## The transfer area



- A** Touch monitor for user guidance
- B** Operating instructions
- C** Bicycle dimensions
- D** Entrance door
- E** Foot mat
- F** Wheel rail

## PERFECTLY INTEGRATED USAGE AND OPERATING SOLUTIONS

When authorising and, if applicable, paying for use, you have numerous options at your disposal. Do you have a fixed group of users such as employees or residents? In this case, operation by means of an employee ID card or RFID chip is an option. For a wider range of users, local transport mobility cards, smartphone solutions or even debit and credit cards are possible. Several parallel forms of use can also be implemented.



**RFID chips** are part of the standard equipment and are suitable for permanent users or hirers.



Both subscribers and reservations are processed via the **online booking platform**. Payment is made, for example, by direct debit or credit card.



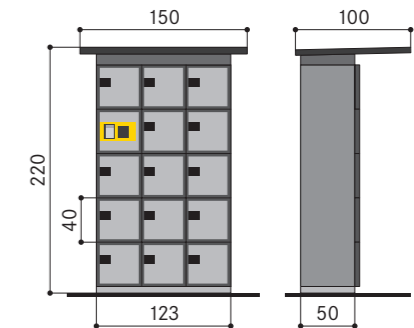
With **direct debit or credit cards**, storage and retrieval as well as payment are carried out directly at the transfer area. This is only available in combination with the on-line booking platform. This operating option is suitable for spontaneous users.

## ACCESSORIES

The addition of lockers, battery charging stations, air compressor and repair station or other services is feasible. Do you have any other wishes? Then contact us today.

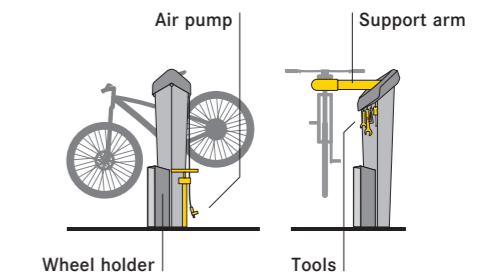
### Locker system

- Integrated charging option for e-bike batteries
- Additional storage space for helmets and small luggage
- Various access systems available




### Bicycle repair stand

- For outdoor area
- Support arm and wheel holder
- Simultaneous work on two bicycles possible
- Mechanical air pump
- Tool attached to retractable steel cables
- Theft-proof floor mounting



### Bicycle air pump

- For outdoor area
- Electric air pump with compressor
- Maximum pressure 7 bar
- Vertically mounted steel-mesh hose
- Theft-proof floor attachment



## GENERAL DATA

### Dimensions of the design variants

- All dimensions are minimum final dimensions
- Additionally consider tolerances according to VOB Part C (DIN 1 8330, 1 8331) and DIN 1 8202
- All dimensions in cm

### Electrical data

- Connection for power supply: 3 phases + N + PE, (TN-S network), 400 V, 50 Hz
- Electrical protection: Utilization category gL/gG (3x50 A) -K slow



WIR VERDICHTEN PARKRAUM.

**WÖHR Autoparksysteme GmbH**

Ölgrabenstr. 14  
71292 Friolzheim  
Germany

Fon +49 [0] 7044 46-0  
Fax +49 [0] 7044 46-149

[info@woehr.de](mailto:info@woehr.de)  
[woehr.de](http://woehr.de)